

JVC[®]
PROFESSIONAL

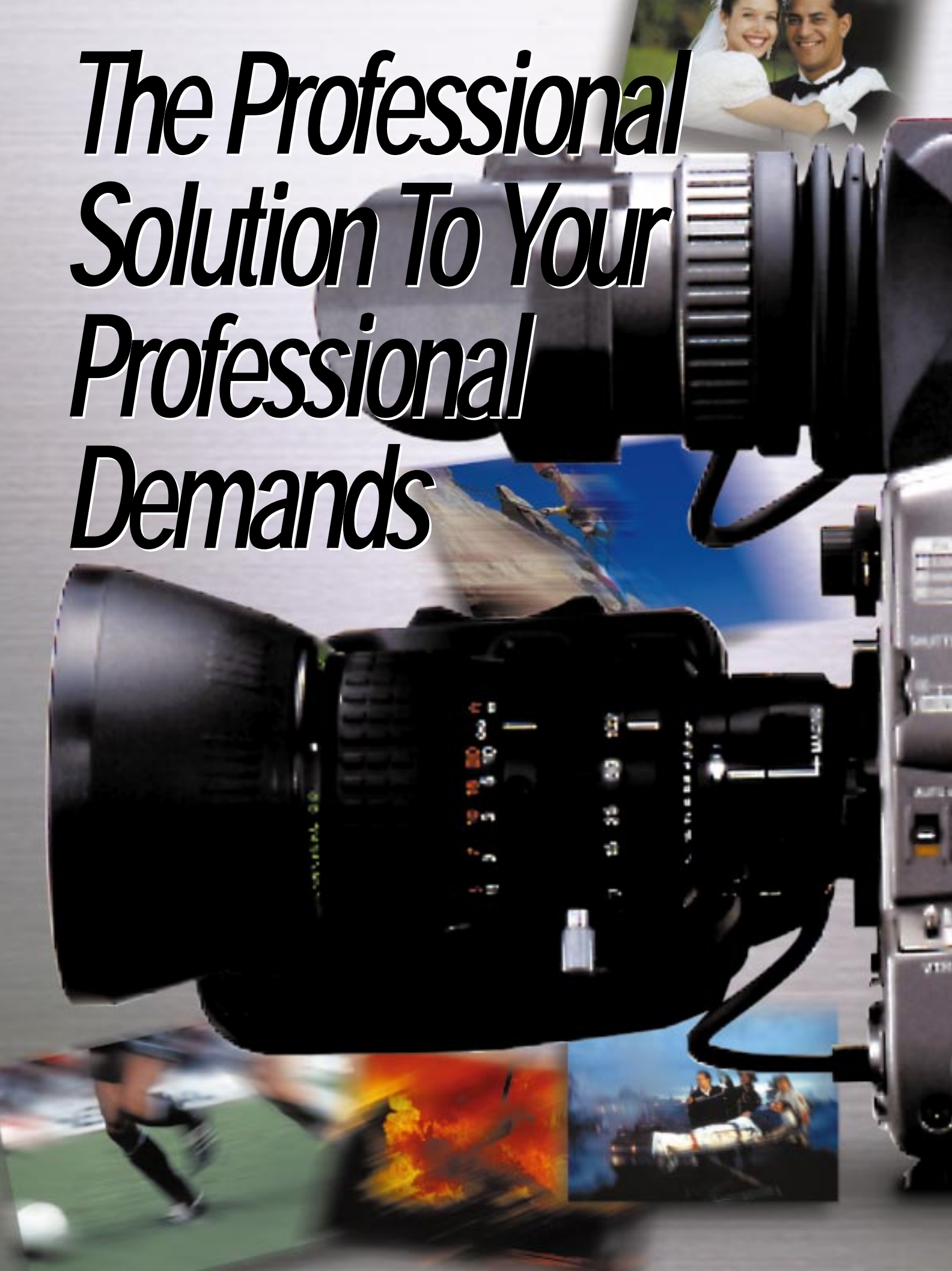
DV CAMCORDER
GY-DV500U

Mini **DV** NTSC



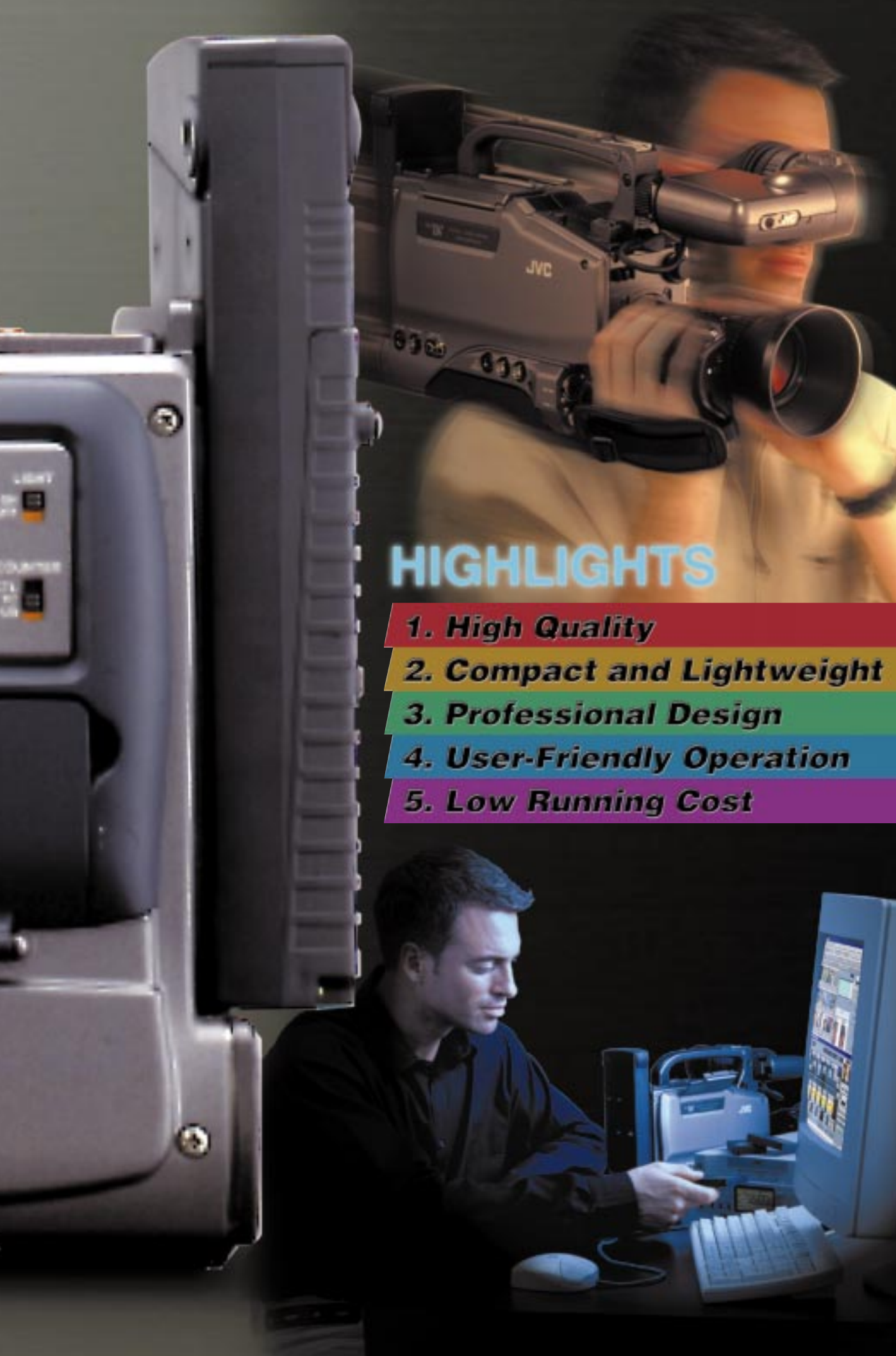
PROFESSIONAL DV

The Professional Solution To Your Professional Demands





Actual size



HIGHLIGHTS

- 1. High Quality**
- 2. Compact and Lightweight**
- 3. Professional Design**
- 4. User-Friendly Operation**
- 5. Low Running Cost**

The ideal digital acquisition solution for professional ENG, the GY-DV500U DV camcorder weighs in at less than 11.0 lbs. (5 kg) fully loaded yet offers a full set of professional specs along with high-quality component digital recording on widely available MiniDV cassettes. With three high-performance 1/2" CCDs for superior, high-resolution images, a bayonet lens mount, menu dial, and exclusive features like Super Scene Finder (SSF™) all incorporated in a tough, compact diecast magnesium body, the GY-DV500U is ready to tackle the most demanding professional applications. And, thanks to built-in IEEE 1394 (input and output) and RS-232C interfaces, this versatile camcorder can easily be integrated into a variety of NLE and post-production systems. Whether it be cable and broadcast productions, corporate, educational, or wedding videography, the JVC GY-DV500U offers the professional solution to your professional demands.





1. High Quality

Digital Recording

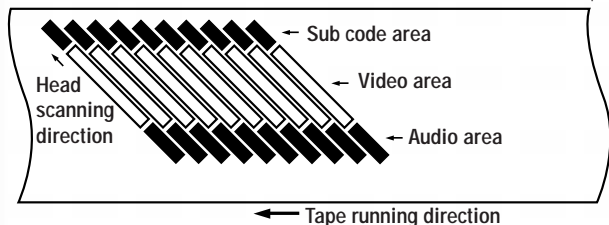
DV recording on a MiniDV tape




The GY-DV500U combines the convenience and affordability of MiniDV with the high-quality camera performance you need for professional use. Up to 80 minutes* of high-quality 8-bit, 13.5 MHz, 4:1:1 DV component

digital images can be recorded on a single MiniDV tape, assuring you the high-quality, non-degradable images you need for top results in post-production editing. Impressive horizontal resolution of 540 lines is achieved when signals are played back via IEEE 1394.

*with an MDV-80 tape



PCM audio recording



To complement its superior DV pictures, the GY-DV500U offers outstanding digital PCM sound. You can choose between two 16-bit 48-kHz channels or two 12-bit 32-kHz channels with a dynamic range of more than 85 dB.

Professional Specifications

1/2" 3-CCD image pickup



To ensure the best possible image quality, the GY-DV500U incorporates three state-of-the-art 1/2" 380,000 pixel CCDs. Each CCD is equipped with highly advanced circuitry which virtually eliminates vertical smear when shooting bright lights in a dark room. Lag and image burn are also reduced to indiscernible levels.

14-bit digital signal processor (DSP)



The GY-DV500U applies JVC's new DSP with advanced 14-bit video processing, which brings out natural details, eliminates spot noise, and accurately reproduces dark areas.

LOLUX 0.75 lux

When activated, the LOLUX mode increases sensitivity with almost no increase in noise. LOLUX lets you shoot in low light conditions, so you can capture high-quality video footage with excellent color balance at just 0.75 lux illumination.



LOLUX

NORMAL

2. Compact and Lightweight

Compact mechanism




Thanks to the use of compact MiniDV tapes, we were able to develop a small, lightweight, rugged, professional mechanism.



Weighs only 11 lbs. (5 kg) or less when fully loaded

Because it uses MiniDV tapes, the GY-DV500U is able to pack a lot of performance into a very compact body that weighs only 11 lbs. (5 kg) including lens, viewfinder, battery pack and tape. Use of a DC-DC power supply trims the unit's dimensions still further.




Diecast magnesium body

The diecast magnesium body also contributes to this unit's reduced weight and offers improved rigidity and durability. It's built to perform in the not-so-gentle world of professional image acquisition.

Low power consumption

The main unit consumes only 20 watts or less, making a cumbersome large-capacity battery pack unnecessary. You can record for over two hours with a 50 WH battery.



Functions and switch layout for "Real" professionals



In addition to the Full Auto Shooting mode — ideal for beginners and emergency situations, the GY-DV500U is equipped with an array of pro-level functions that provide professionals with the creative flexibility they need. These include Continuous Auto Black (CAB), Automatic Level Control (ALC), Black Stretch/Compress, etc.

The GY-DV500U's switches have also been arranged in the way that most professionals have accustomed to, making operation more intuitive, precise, easy, and error-free. Since you won't have to "re-learn" how to use this camcorder all over again, the GY-DV500U is the ideal camera for any assignment.

3. Professional Design

1/2" bayonet lens mount



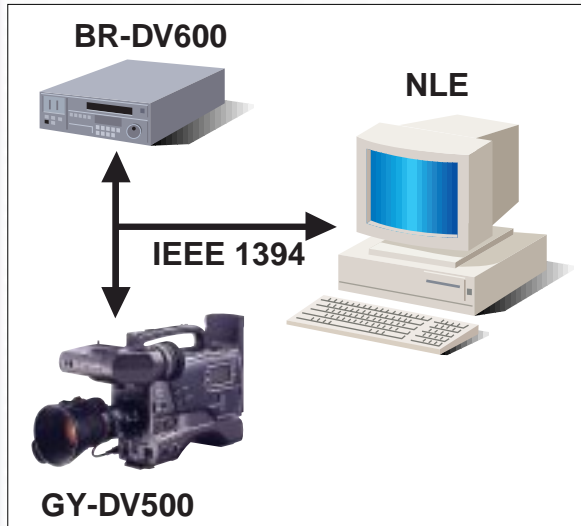
The GY-DV500U uses a standard professional 1/2" bayonet lens mount, making it compatible with the widest selection of broadcast and professional lenses. No adapters, no hidden costs. Just a smart way to tap the rich infrastructure of interchangeable professional lenses.

Balanced, reliable design

The weight is carefully balanced for ease of use in an ENG environment and the mechanism has been specially designed to assure the reliable and stable shooting performance that professionals need.

4. User-Friendly Operation

Maximum system flexibility



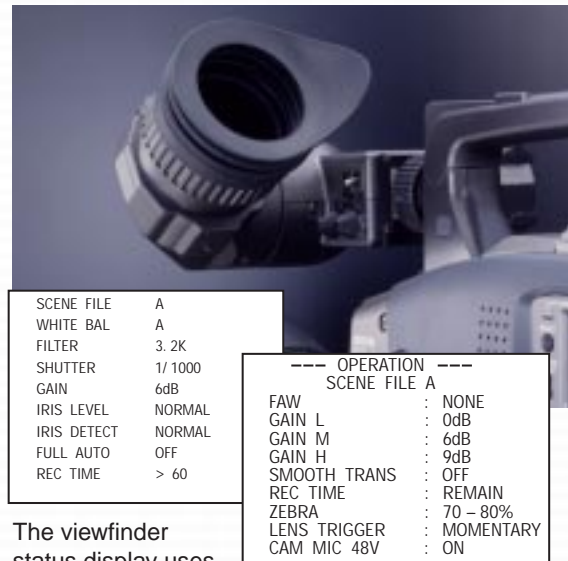
RS-232C port



DV input/output

The GY-DV500U is equipped with an IEEE 1394 (DV) input/output. This allows lossless digital video and audio transfers to or from any DV equipped device such as non-linear editing systems or DV recorders. Basic control of the GY-DV500U is also available via the DV connector or an RS-232C port, making the GY-DV500U ideal not only for shooting, but also as a spooler/recorder/player in a non-linear or linear editing system.

Viewfinder status display



The viewfinder status display uses characters and menus to display selected information in the viewfinder, including various events, camera setting status, recorder operation, and selected setup parameters.

Convenient menu dial



A built-in menu dial lets you quickly and easily navigate through the viewfinder menu, as well as set the shutter speed.



Easy tape availability

MiniDV tapes are readily available and inexpensive because the tape is the same MiniDV tape as that used for consumer products. You'll be able to get fresh tapes whenever you need them, wherever you are.

Space saving

With dimensions of 66 x 48 x 12.2 mm, MiniDV cassettes are only a tiny fraction of the size of other video cassettes, so they take up less space in your tape library and in your travel pack.

5. Low Running Cost



Other Valuable Features

Super Scene Finder (SSF™)

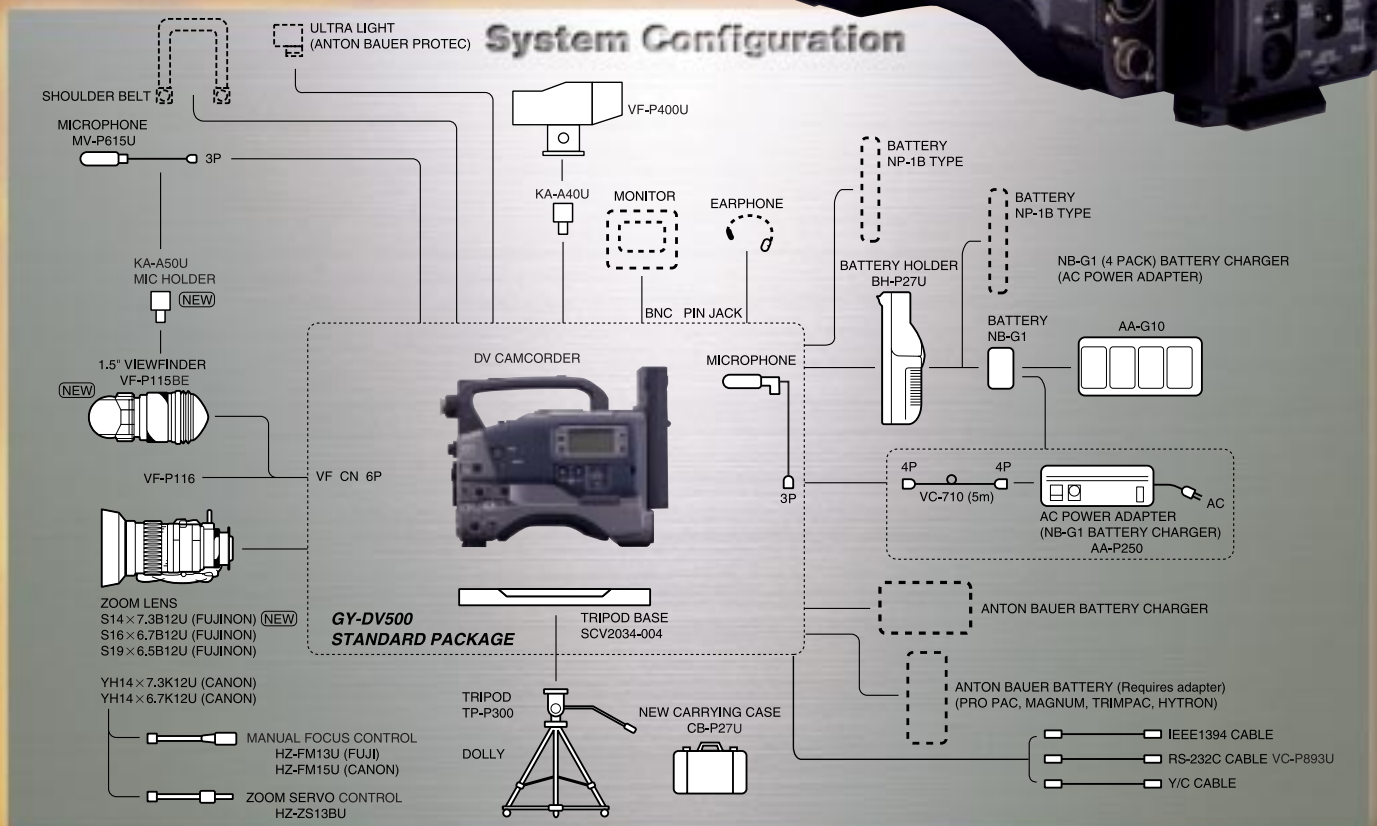
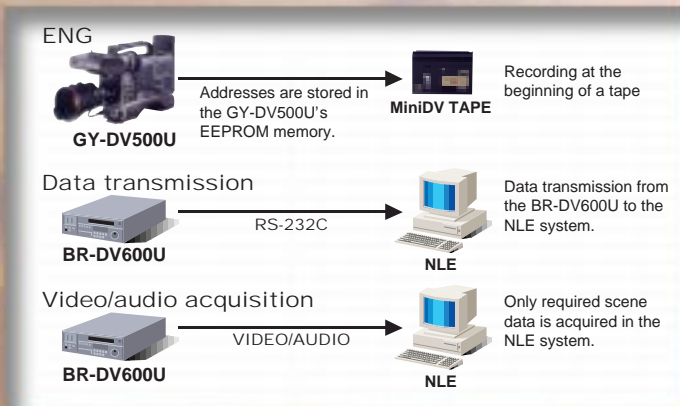


SuperSceneFinder

A JVC exclusive, Super Scene Finder lets you log scenes automatically or manually in the field, and mark which scenes are good. This dramatically speeds up the transfer process and saves disk space, because now you can digitize only those scenes which you need for editing. The scene data is written directly onto the MiniDV cassette tape itself, eliminating the need for special higher priced cassettes with memory chips. Up to 119 scenes can be marked per cassette. In addition, scene data from the last 6 cassettes is held in the camcorder's memory, allowing the data to be downloaded via the RS-232C to a PC to create a log file or EDL file at a later time. And since this system is fully internalized, it doesn't require any additional investment in order to use it.

Functions for Professionals

- Full auto shooting for one-touch automatic operation
- Full manual operation for "Real" professional
- Back tally lamp for letting talent behind the camcorder know you are shooting
- Precision "accu-focus" mode for easy, precise lens focus
- Continuous auto black (CAB)
- Automatic level control (ALC) for continuous automatic control of gain
- Back-lit LCD display for VTR menu and status indications
- Tape/battery remaining indicator
- Variable scan view for shooting computer screens
- Sync lock mode for multi-camera shooting
- Black stretch/compress for enhancing or suppressing shadow areas
- Adjustable gamma for adjusting the "feel" of the picture according to taste
- Adjustable detail frequency for setting picture sharpness for a bolder or finer look
- Time code reader/generator
- Built-in phantom microphone power



Specifications

General

Power requirement: DC 10.5 V to 17 V
 Power consumption: Approx. 20 W
 Dimensions: 275 (W) x 245 (H) x 130 (D) mm
 (10-7/8" x 9-11/16" x 5-1/8")
 Weight: 5 kg (11 lbs.) including viewfinder, battery, microphone and tape
 Temperature
 Operating: 0°C to 40°C (32°F to 104°F)
 Storage: -20°C to 60°C (-4°F to 140°F)
 Humidity
 Operating: 30% to 80% RH
 Storage: 85% RH or less

Camera section

Image pickup device: 1/2" interline-transfer CCDs
 Color separation optical system: F1.4, 3-color separation prism
 Number of effective pixels: 380,000 (768 (H) x 494 (V))
 Color system: NTSC (wide-band R-Y, B-Y encoder)
 Color bars: SMPTE type
 Sync system: Internal sync, external sync (VBS)
 Lens mount: 1/2" bayonet system
 Optical filter: 3200K, 5600K, 5600K + 1/64ND
 Sensitivity: F11, 2000 lux
 Resolution: 800 lines in-camera (no output),
 540 lines via digital output
 Gain: -3, 0, 6, 9, 12, 18 dB, variable gain in ALC and LOLUX
 Minimum illumination: 0.75 lux with F1.4, LOLUX
 Registration: 0.05% or less (excluding lens distortion)
 Detail correction: Horizontal and vertical dual-edged
 Electronic shutter variable range:
 Standard value: 59.94 (60) Hz
 Fixed values: 100, 250, 500, 1000, 2000 Hz
 Variable scan: 60.1 to 2084.6 Hz

VTR section

Format: DV 4:1:1 format
 Signal format: NTSC
 Usable tape: MiniDV tape
 Tape speed: 18.812 mm/sec. (SP mode)
 Record/play time: 80 minutes or more (with an MDV-80 tape)
 FF/rewind time: Within 120 sec. (with an MDV-60 tape)

[Video]

Video signal recording format: 8-bit, 13.5 MHz, 4:1:1 component recording

[Audio]

Audio signal recording format: 16-bit, 48 kHz or 12-bit, 32 kHz PCM for 2 channels
 Frequency response: 20 Hz to 20 kHz (16-bit), 20 Hz to 14.5 kHz (12-bit)
 Dynamic range: 85 dB or more


[Connectors]

Video output: 1.0 Vp-p, 75 ohms (BNC) (composite video signal)
 Y/C output: Y/C signal, 4-pin, 75 ohms, unbalanced
 Audio inputs (AUDIO 1, AUDIO 2)
 MIC: -60 dBs, low impedance (XLR), balanced
 LINE: +4 dBs, 10 kohms, balanced
 Line outputs (LINE 1, LINE 2): -6 ±1 dBs, low impedance (RCA), unbalanced
 Sync in: BNC
 Test out: BNC (composite video, 75 ohms, unbalanced)
 IEEE 1394 interface: 4-pin
 RS-232C interface: Mini DIN 6-pin
 Earphone: Mini jack
 DC output (for wireless mic power): 4-pin (DC 17 V, 300 mA)

Accessories

Instruction manual
 Tripod mounting plate

Dimensions



Options—A wide range of options are available to expand the flexibility of this camcorder.

VF-P115U 1.5" viewfinder 	VF-P116U 1.5" viewfinder 	VF-P400U 4" studio viewfinder  (For attachment, the KA-A40U adapter is required.)	S14 x 7.3B12U 14:1 power zoom lens S19 x 6.5B12U 19:1 power zoom lens  (Fujinon)	YH14 x 7.3K12U 14:1 power zoom lens YH18 x 6.7K12U 18:1 power zoom lens  (Canon)
MV-P615U Monaural microphone with XLR connector  (For attachment, the KA-A50U adapter is required.)	HZ-FM13U Manual focus control for Fujinon lens (excluding S14 lens) 	HZ-FM15U Manual focus control for Canon lens 	AA-P250U AC power adapter/charger 	AA-G10U AC adapter/battery charger 
NB-G1 Ni-Cd battery (2.2 Ah) 	BH-P27U Battery holder 	NP-1 type batteries 	CB-P27U Carrying case 	TP-P300U Tripod KA-A50U Microphone holder

Design and specifications subject to change without notice.



JVC PROFESSIONAL PRODUCTS COMPANY
 DIVISION OF JVC AMERICAS CORP.
 1700 Valley Road Wayne, NJ 07470
 TEL: 973-315-5000, 1-800-526-5308 FAX: 973-315-5030

JVC CANADA INC.
 21 Finchdene Square, Scarborough Ontario M1X 1A7
 TEL: 416-293-1311 FAX: 416-293-8208
<http://www.jvcpro.com>



Certificate No. EC96J1049



ISO9001/No. FM26586

The Hachioji Plant of Victor Company of Japan, Ltd., has received ISO14001 Certification under the global standard for environmental management.

Printed in Japan
 KCS-8354 CEDV500UUN9910